


1 Understanding Electrical Discharge Machining

Electrical Discharge Machining

No longer is EDM a "non-conventional" machining method. It is claimed that EDM is now the fourth most popular machining method. The first three are milling, turning, and grinding. One of the major reasons for the turnaround is today's EDM


machines have dramatically increased their cutting speeds.

In today's highly competitive world, it is essential to understand the electrical discharge machining (EDM) processes. Every manufacturer needs to learn and understand the many advantages of EDM. We will be examining the three basic EDM processes: wire EDM, ram EDM, and small hole EDM drilling. See Figure 1:1.




Courtesy Mitsubishi

Wire EDM



Courtesy Agie

Ram EDM



Courtesy Charnilles

Small Hole EDM Drilling

Figure 1:1

The Three EDM Processes

Various Electric Discharge Machines

The three electric discharge machining methods, wire, ram, and small hole EDM, all work on the principle of spark erosion. As the name indicates, material is eroded from the workpiece by means of electrical discharges that create sparks.

A. Wire EDM

In wire EDM, the spark jumps from the wire electrode to the workpiece and erodes metal both from the wire electrode and the workpiece. Wire EDM is used primarily for through hole machining as shown in Figure 1:2.

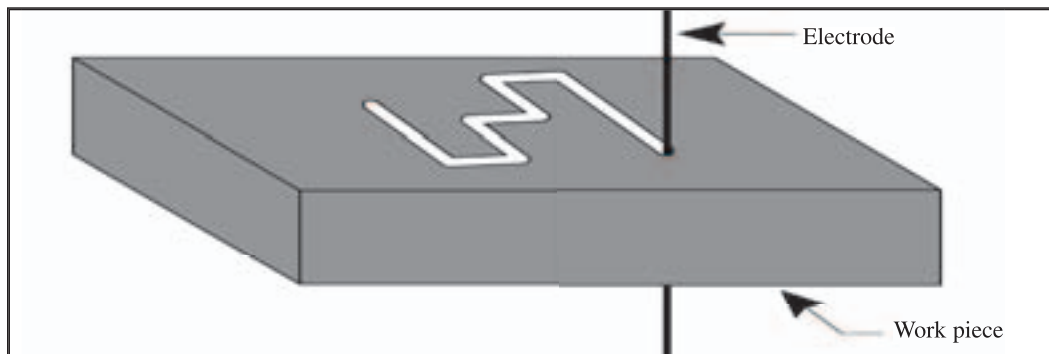


Figure 1:2

Wire EDM

Wire EDM is used primarily for through hole machining.

B. Ram EDM

Ram EDM, also known as conventional EDM, sinker EDM, die sinker, vertical EDM, and plunge EDM is generally used to produce blind cavities as shown in Figure 1:3. In ram EDM sparks jump from the electrode to the workpiece. This causes material to be removed from the workpiece.

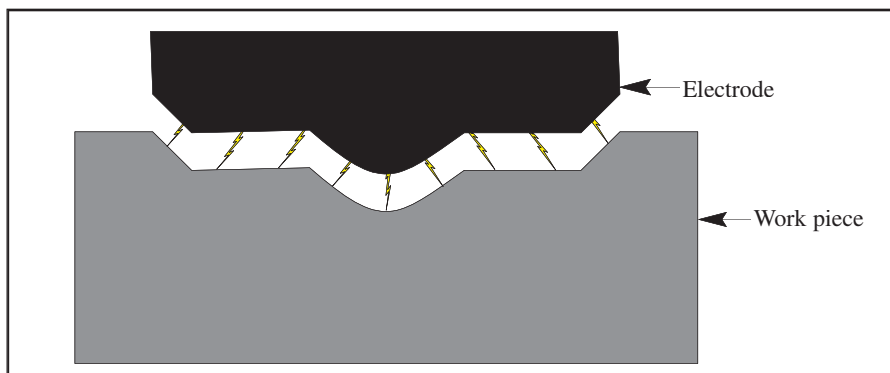


Figure 1:3

Ram EDM

Ram EDM is used primarily for blind hole machining.

C. Small Hole EDM Drilling

Small hole EDM drilling, also known as fast hole EDM drilling, hole popper, and start hole EDM drilling, uses a hollow electrode to drill holes by means of electrical discharge machining by eroding material from the workpiece as shown in Figure 1:4.

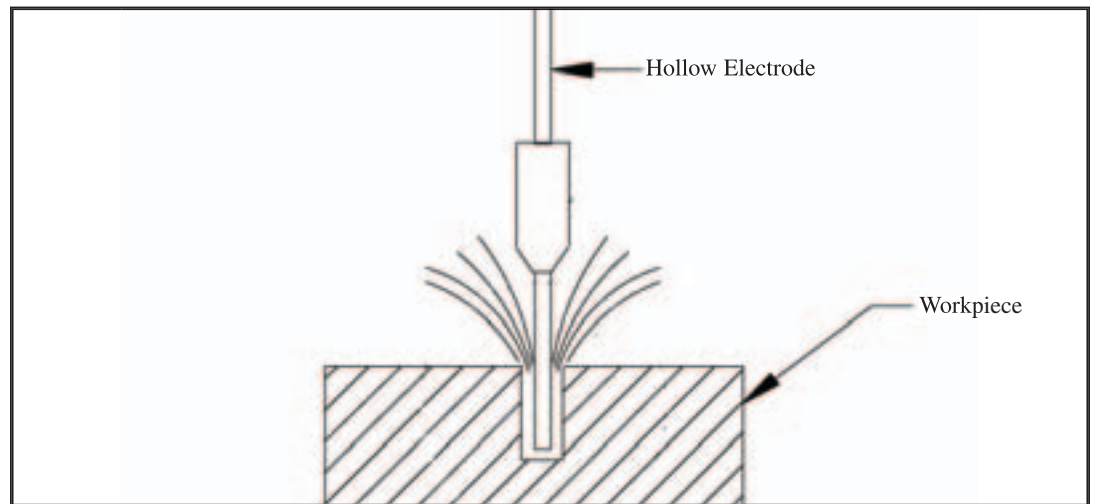


Figure 1:4

Small Hole EDM Machining
 Small Hole EDM is primarily used for drilling holes.

Materials That Can Be EDMed

Any material that conducts electricity can be EDMed, either hard or soft. See Figure 1:5 for some of the materials that can be EDMed.

Inconel	Aluminum	Vasconal 300
Tool Steels: 01, A2, D2, S7	Aluminum Bronze	PCD Diamond
Carbide	Copper	Nitronic
Ferro-Tic	Brass	Beryllium Copper
CPM 10V	Cold Roll Steel	Hastalloy
4130	Hot Rolled Steel	Stellite
Graphite	Stainless Steels	Titanium

Figure 1:5

Some of the materials that can be EDMed.

Keeping Abreast With EDM Technology

In the early '70s a typical wire EDM machine cut two square inches an hour, today they are rated to cut over 20 times faster and producing sub-micron finishes. For many applications, from tool and die making, medical tools, dental instruments, oil field production, and to space applications, wire EDM is an extremely cost-effective machining operation.

The purpose of this book is to educate engineers, designers, tool and die makers, mold makers, business owners, and those making machining decisions to understand and to be able to use the electrical discharge machining methods, and thus make their companies more profitable.

As a tool and die maker, Carl saw the great advantages of wire EDM for his trade. Carl's surprise after opening his EDM company was the many production jobs they received from machine shops that had NC equipment. These machine shops discovered that it was more cost effective to have work wire EDMed than to do it on their own NC equipment. Figure 1:6 shows some of the production work done at Reliable EDM.




Figure 1:6

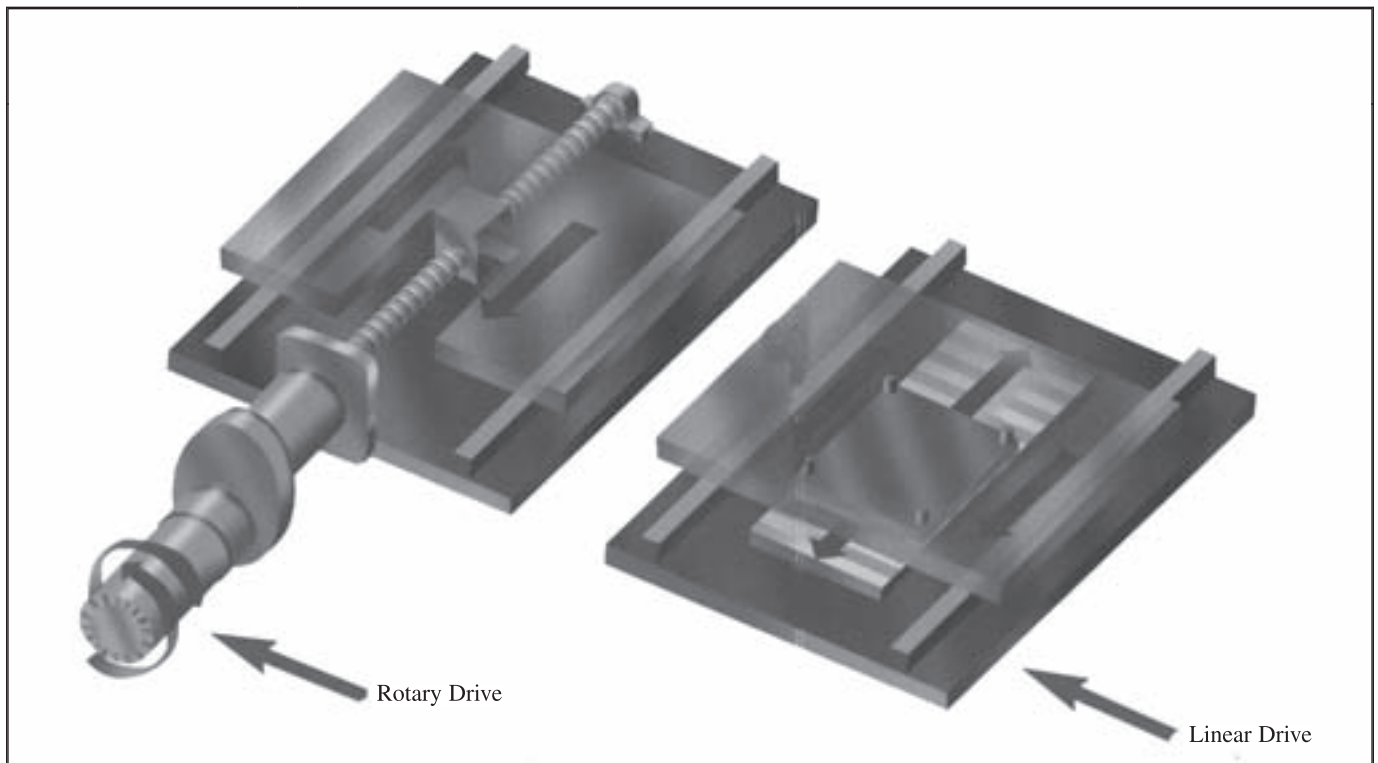
Wire EDM Replacing Conventional and NC Machining

The Machining Revolution

The early EDM machines, particularly ram EDM, were simple; but with the advent of the CAD/CAM (computer aided design/computer aided machining), another revolution came. Computerized programs could be downloaded into a machine and the operation proceed automatically. The use of these machines dramatically increased productivity. With the addition of high speed computers, these machines achieved faster processing times.

Then fuzzy logic was introduced, both for wire EDM and ram EDM. Unlike bilevel logic, which states that a statement is either true or false, fuzzy logic allows a statement to be partially true or false. Machines equipped with fuzzy logic “think” and respond quickly to minute variances in machining conditions. They can then lower or increase power settings according to signals received.

Some EDM machines come equipped with linear drives instead of rotary drives with a motor and ball screws. A motor and ball screw must take rotary action and convert it to linear motion. Linear motors or flat motors move in a straight motion so no conversion is required. See Figure 1:7.



Courtesy Sodick

Figure 1:7

Rotary and Linear Drives

Other innovations include automatic tool changers, robots, workpiece and pallet changers, high-speed finishing, and artificial intelligence that enables machines to perform many complex machining sequences.

Understanding Accuracy

One of the amazing features of the EDM process is the speed and accuracy that can be maintained. In a later chapter we will go into further detail about accuracy, but now we would like to make sure everyone understands accuracy. One of the biggest difficulties in the machining trade is determining required part accuracies. Certain jobs require extremely close tolerances; but excessively close tolerances are often unnecessary and add substantial costs to the machining processes. Understanding tolerances is an important asset in reducing machining costs.

To better understand the accuracy, some EDM machines can cut to $\pm .0001$ " (.0025 mm) and closer. The thickness of a human hair is slightly over .002 (.051 mm), these machines can cut to one-tenth the thickness of a human hair.

Many manufacturers misunderstand close tolerance measurements. They put on prints $\pm .0005$ " (.0127 mm) whether the size is 2 inches (51 mm) or 10 inches (254 mm). In the early days of our EDM experience, we received a wire EDM job that required $\pm .0005$ " (.0127 mm) for holes about 15 inches (381 mm) apart. Now close tolerances require numerous skim cutting and are costly. However, when I went and visited their inspection department, they were measuring the parts with a veneer caliper!

The coefficient of expansion of steel is 6.3 millionths (.0000063) per inch (.00016 mm) per degree F (.56 C). If the temperature of a 10 inch (254 mm) piece of steel rises only 10 degrees F (5.6 C.), it will expand .00063 (.016 mm). If a 10 inch part was machined precisely on size with a $\pm .0005$ " (.0127 mm), it would be out of tolerance just from the ten degrees of heat applied by handling the steel through heat expansion. See Figure 1:8.

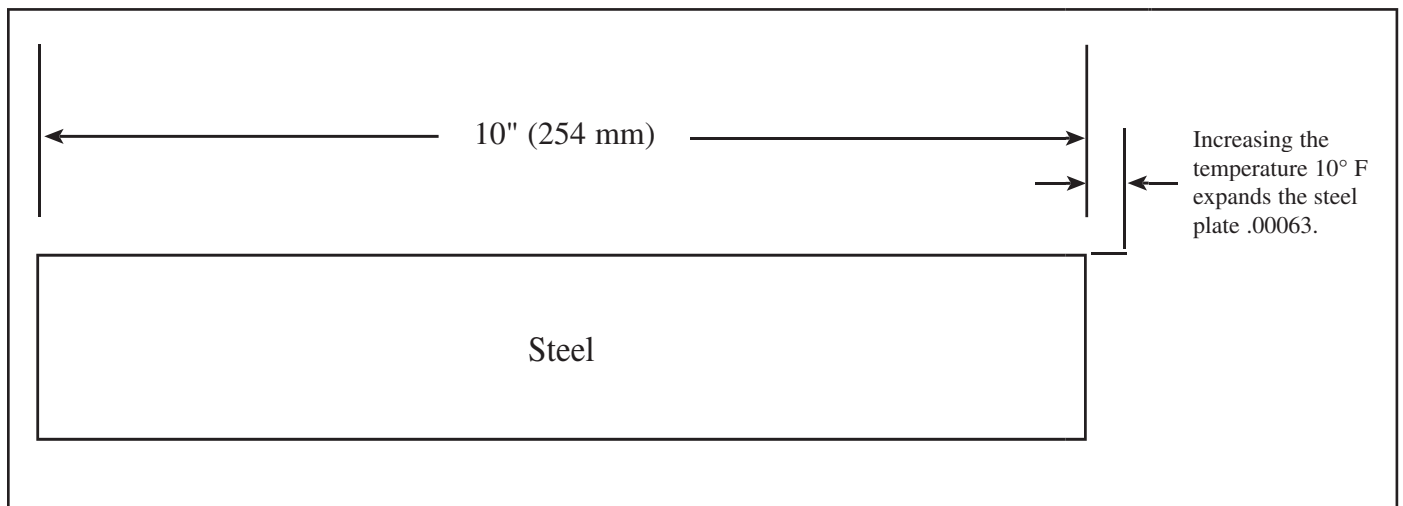



Figure 1:8

Understanding Heat Expansion

Automation and EDM

Here is an example where one can use their imagination to become more competitive—use automatic production cells. Today robots are available that can feed various machines, such as a milling machine, wire EDM, and a ram EDM. With such machine production as shown in Figure 1:9, machines can run 24 hours seven days a week.



Courtesy Systems 3R

Figure 1:9

Robot Feeding Three Machines—Milling Machine, Ram EDM Machine, and Wire EDM Machine

Due to the rapid advances of technology, many traditional ways of today's machining are performed with the EDM process. Manufacturers are realizing dramatic results in achieving excellent finishes, high accuracies, cost reductions, and much shorter delivery times.

American Economy and Globalization

We live in a global economy, and America is losing many manufacturing jobs to factories overseas. A way to keep America from losing jobs is to make our factories more competitive by being more efficient, and EDM lends itself to be a very productive machining method.

At Reliable EDM we have built our business on following the Golden Rule which states: "Do to others what you would want them to do to you." As business owners we put ourselves in our customers shoes and asked, "What would customers want us to do?" We believe there are three basic customer desires:

1. They want quality products.
2. They want good service.
3. They want good value.

By following these three principles we have become the largest wire EDM job shop west of the Mississippi River. Because we want to keep our prices low, we built all sorts of fixtures and try to maintain maximum productivity with our machines.

We hope those reading this handbook, whether business leaders, employees, or students, will ask themselves this question, "What can I do to help keep jobs in America?" One of the things we can all do is to try to make our nation more productive. We need everyone to think and explore ways on how to make their companies and machines more efficient so we can keep as many jobs here as possible.

EDM is an excellent method for increasing productivity. Let's examine in the next chapter the revolutionary machine that has already dramatically increased productivity—wire EDM.